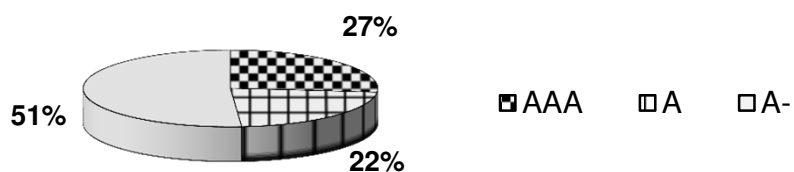


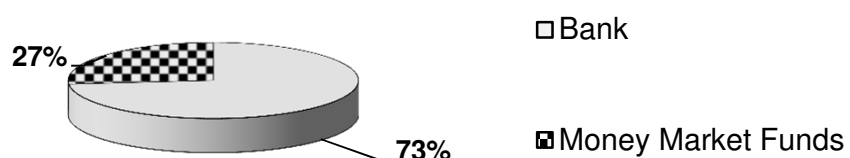
TREASURY MANAGEMENT POSITION AS AT THE END OF QUARTER THREE - 2015/16

INVESTMENTS - SECURITY AND LIQUIDITY

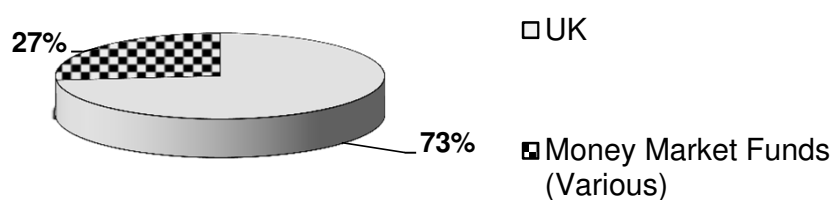
Pie chart 1

Spread of investments by long term credit rating

Pie chart 2

Financial Sector invested in

Pie chart 3

Countries where parent company is registered

Pie chart 4

Maturity profile of investments